

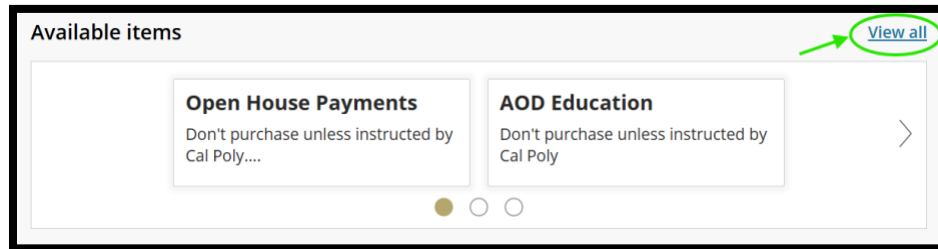
Visit Cal Poly's University Cashier's Website <https://afd.calpoly.edu/cashier/>

Find the How to Pay box on the right-hand side and click Tuition

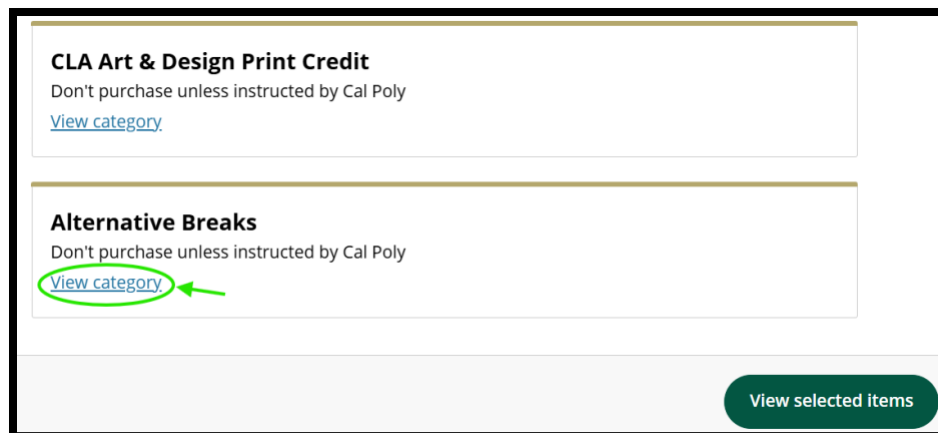
Find the Pay Online box on the right-hand side and click Students Pay Here

You will be redirected to a different site where you will need to enter your Cal Poly login

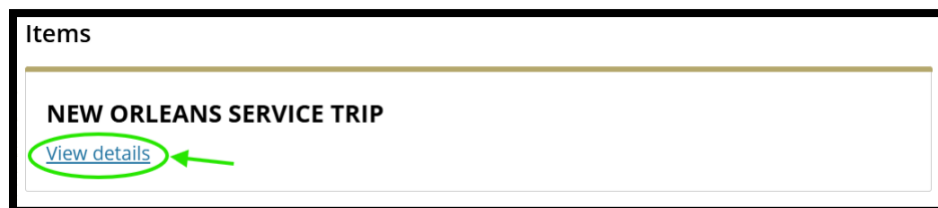
On the Overview homepage, find available Items and click View All (circled below in green)

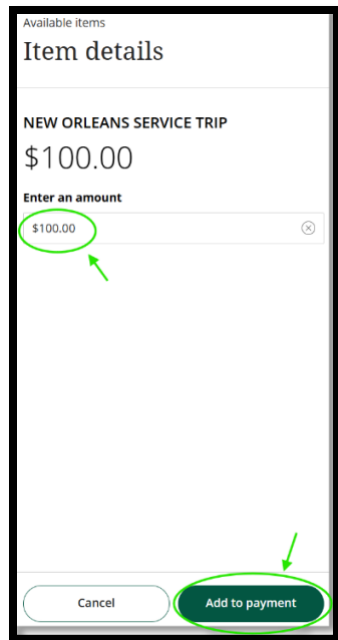


After viewing all, find Alternative Breaks and click View Category



Click the trip you are applying for





Make the \$100 application deposit and screenshot your receipt.

You will repeat this process for every payment of participation fees if accepted to the project.