

# PolyView

Cal Poly, San Luis Obispo  
 Institutional Planning and Analysis  
 Fall 1998

## New Students for Fall 1998

Cal Poly processed a total of 18,963 applications during the Fall 1998 application cycle – the most Fall applications processed in the past eleven years. Undergraduate applications numbered 18,110, an increase of 933 applications

over Fall 1997; 6,544 new undergraduate applicants were selected and 3,058 enrolled. First-time freshmen applying for admission numbered 14,157 or 83% of the total undergraduate applicant pool, and represented 75.4% of the new students who enrolled.

New Freshmen	
Average High School GPA	3.64
Average SAT	1164

New Transfers	
Average College GPA	3.17

## Enrollment

The university enrolled 16,296 students (headcount) for Fall 1998. This represented a planned decrease from Fall 1997 designed to bring enrollment levels in closer alignment with the operating budget. Undergraduate enrollment was 15,348 students, down 2.6% from Fall 1997. Postbaccalaureate enrollment was 948 students, down 2.7% from Fall 1997. Although headcount was lower, Fall 1998 continued the trend of an increase in the number of average units to 13.92 units per students (14.13 undergraduate and 10.65 post-baccalaureate).

## Academic Performance – Fall 1998

	Undergraduate	Postbaccalaureate
Average Fall Term Units	14.13	10.65
Average Fall Term GPA	2.81	3.61

## College Size

College	Undergraduate	Post-baccalaureate	Total	Percent of Total
Agriculture	3,360	94	3,454	21%
Architecture & Environmental Design	1,440	64	1,504	9%
Business	2,285	97	2,382	15%
Engineering	3,876	131	4,007	25%
Liberal Arts	2,581	112	2,693	17%
Science & Math	1,679	95	1,774	11%
Univ. Center for Teacher Education	n/a	328	328	2%
Other	127	27	154	1%
<b>University Total</b>	<b>15,348</b>	<b>948</b>	<b>16,296</b>	<b>100%</b>



## Student Age and Gender

The average age of all enrolled students for Fall 1998 was 22.4 years. Undergraduates averaged 21.9 years, as compared to 26.2 years for all students enrolled in the CSU system.

There were 7,147 women students on campus (44%) and 9,149 men (56%).

## Institution of Origin

What institutions do Cal Poly undergraduates come from? The top "feeder" schools are:

High Schools		Community Colleges
Public	Private	
San Luis Obispo High School	Bellarmino College Prep	Cuesta College
Atascadero High School	St. Francis High School	Allan Hancock College
Arroyo Grande High School	St. Ignatius College Prep	Diablo Valley College
Paso Robles High School	St. Mary's High School	De Anza College
Mission San Jose High	Santa Margarita High	Santa Barbara City College
	St. Joseph High School	

## Study Abroad

One hundred sixteen Cal Poly students are studying in 14 countries as part of the CSU 1998-99 International Program and International Student Exchange Program. The students' courses of study represent a variety of disciplines such as Landscape Architecture, Architecture, Construction Management, Agriculture, Business, Literature and Biology. They are studying in universities and centers in Costa Rica, Switzerland, Norway, Australia, Canada, Denmark, France,

Germany, Italy, Mexico, New Zealand, Spain, Sweden, United Kingdom and Zimbabwe.

Also this fall, Cal Poly sent two professors and 35 students to the London Study Program. Eleven faculty and 152 students participated in the program during Spring 98.

## International Students

In Fall 1998, Cal Poly enrolled 138 international students, including 104 undergraduates and 34 postbaccalaureate students. These students came from 45 countries. Countries sending more than five students to Cal Poly include the Peoples Republic of China, Japan, Australia, France, Mexico, Taiwan and Germany (based on student's reported institution of origin).



## Financial Aid

During the 1997-98 academic year approximately 60% of all Cal Poly students received some type of traditional financial assistance, such as scholarships, loans, grants and work-study. The number of students receiving financial aid and the amounts continued to increase in 1997-98 with disbursements processed by the Cal Poly Financial Aid Office reaching over \$61 million (compared to \$27 million in 1990-91). During the 1997-98 academic year, federal, state and state university grants accounted for 27% of the financial aid dollars distributed. Scholarships accounted for 6%; loans 66% and federal work study about 1%.

## Housing

As of November 1, 1998, 2,777 students (17% of the total enrollment) lived in the residence halls, 1,662 men (60%) and 1,115 women (40%). The remaining students lived off campus with the majority living in San Luis Obispo.

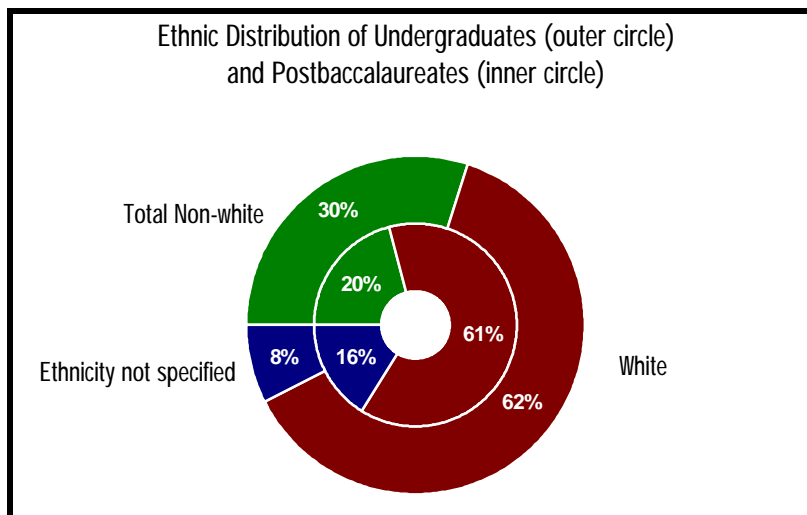
## Ethnic Origin — Fall 1998

	Undergraduates		Postbaccalaureates		Total	
African American	223	1.5%	18	1.9%	241	1.5%
Asian	1297	8.5%	49	5.2%	1346	8.3%
Filipino	393	2.5%	7	0.7%	400	2.5%
Pacific Islander	92	0.6%	*	*	95	0.6%
Mexican Descent	1362	8.9%	68	7.2%	1430	8.8%
Other Hispanic	564	3.7%	20	2.1%	584	3.6%
Native American	241	1.6%	6	0.6%	247	1.5%
Other Non-white	414	2.7%	20	2.1%	434	2.7%
Total Non-white	4586	30.0%	191	20.1%	4777	29.3%
White	9505	61.9%	577	60.9%	10082	61.9%
Ethnicity not specified	1156	7.5%	147	15.5%	1303	8.0%
International	101	0.6%	33	3.5%	134	0.8%
<b>University Totals</b>	<b>15348</b>	<b>100.0%</b>	<b>948</b>	<b>100.0%</b>	<b>16296</b>	<b>100.0%</b>

Over the past nine years (from Fall 1990 to Fall 1998) the non-white undergraduate student population increased from 26.6% to 30.0%. From Fall 1990 to Fall 1998, the proportion of Asian undergraduates rose from 7.3% to 8.5%. Students of Mexican descent increased from 7.8% to 8.9%. The proportion of Other Hispanic students rose from 3.3% to 3.7%. The population of Native American students increased from 0.9% to 1.6% and the number of students using the ethnic designation Pacific Islander increased from 0.4% to 0.6%.

The African American undergraduate student population showed a slight decrease from 1.9% to 1.5% and Filipino students decreased from 3.1% to 2.5%.

The percentage of undergraduate students selecting the category "Ethnicity not specified" increased from 3.8% in Fall 1990 to 7.5% in Fall 1998.

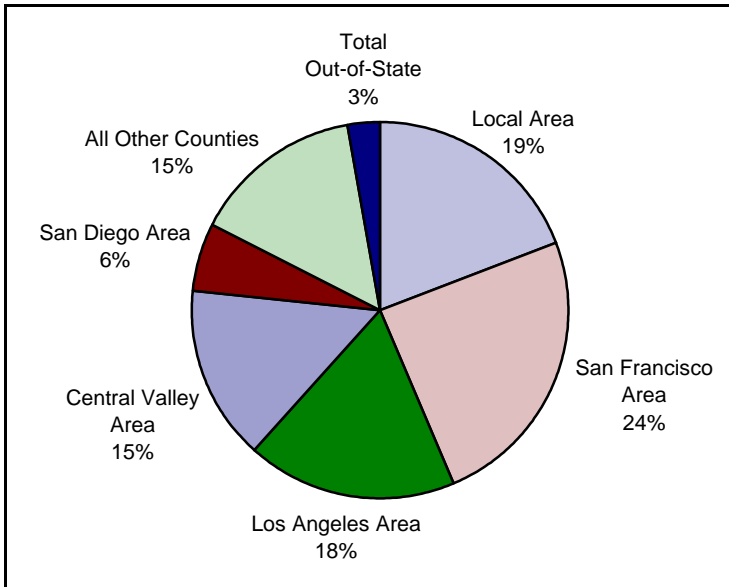


## Classes Offered

The university increased its course offerings in Fall 1998 by approximately 100 sections (not including Independent Study sections). Of the lecture and laboratory capacity (total seats available) the university filled about 87%


of that capacity. This is the first Fall that IP&A has been able to compare available space with actual enrollment, and plans to offer more such information in future quarters.

## Geographic Origin



In Fall 1998, Cal Poly undergraduate students came from every county in California, 46 other states, the District of Columbia, U.S. territories and 40 foreign countries. Nevertheless, 97% are California residents.

The 19% of students who are local area residents include students from Santa Barbara County (4%), Monterey County (2%) and San Luis Obispo County (13%).



## Retention & Persistence to Graduation

Cal Poly has been following the first-time, full-time freshmen who entered in Summer and Fall 1990. The graduation rates shown below are for both four and five year programs and are cumulative.

### First Year Retention

85.4%

### Graduation

4 yrs.	5 yrs.	6 yrs.
7.5%	39.8%	58.2%

## Fields of Study

Cal Poly offers 58 bachelor's degrees, 18 master's degrees, 10 credential programs and 40 minors. Majors that graduated the most students in 1997-98 were:

Bachelor's Degrees	
Business	16%
Agribusiness	5%
Liberal Studies	4%
Mechanical Engineering	4%
Civil Engineering	3%

Master's Degrees	
Education	20%
Business	14%
Agriculture	11%
Engineering	10%
Psychology	7%

## Degrees Conferred

Cal Poly first awarded bachelor's degrees in 1942-43. Total bachelor's degrees awarded through 1997-98 numbered 91,905.

Cal Poly awarded 3,474 degrees in 1997-98.

Bachelor's Degrees	3,154
Master's Degrees	320
Credential Recommendations	360

PolyView is a publication of Cal Poly's Office of Institutional Planning & Analysis, based on enrollment statistics for Fall Quarter, 1998. We gratefully acknowledge data supplied by the Office of Admissions, Financial Aid, Global Affairs and Residential Life & Education.

Institutional Planning & Analysis, Cal Poly State University, San Luis Obispo, CA 93407  
 (805) 756-2461 • fax (806) 756-5292 • <http://www.calpoly.edu/~inststdy>

