



CAL POLY

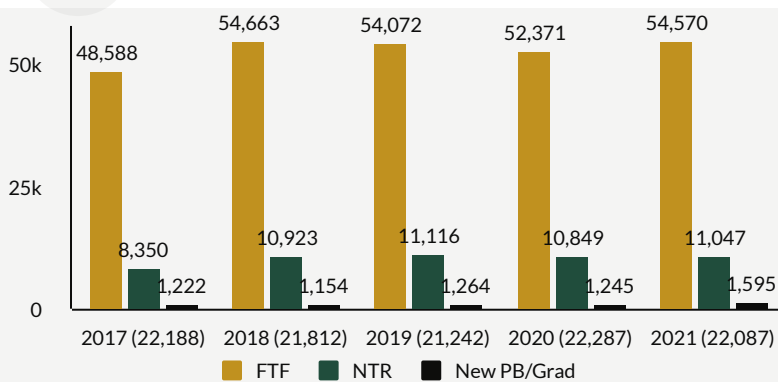
FALL 2021 CENSUS

ADMISSIONS INFO BRIEF

SAN LUIS OBISPO, CALIFORNIA



TOTAL APPLICATIONS



***67,308 APPLICANTS**

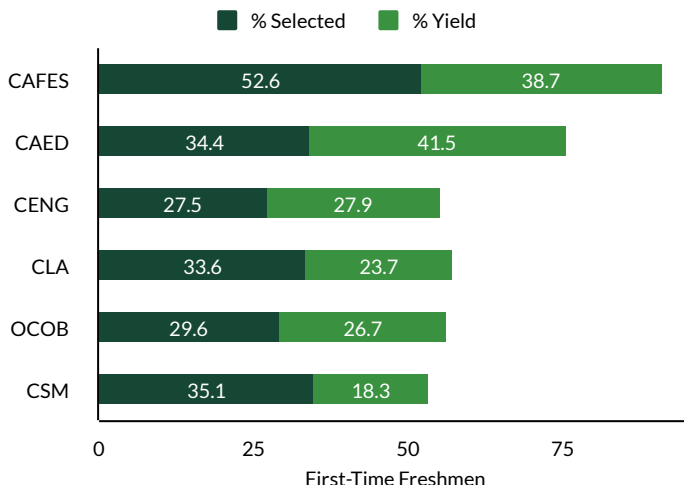
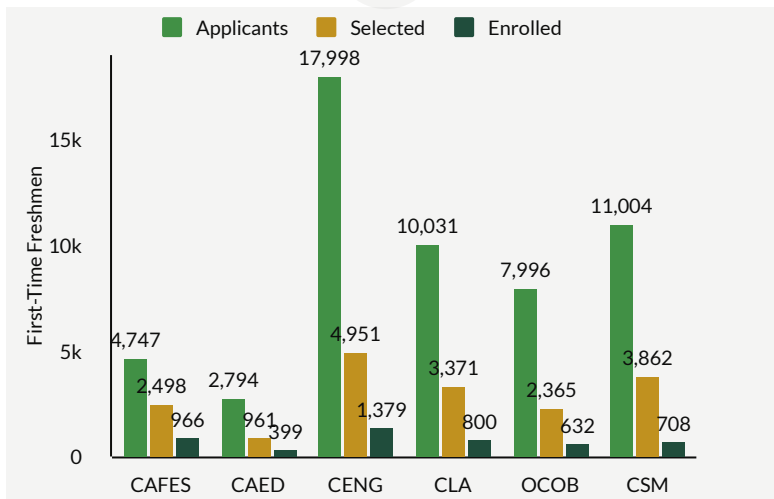
↑ 4.22% INCREASE

54,570 FTF APPLICANTS

↑ 4.20% INCREASE

*Includes non-degree seeking and returning students.

SELECTION RATES AND YIELD RATES



FTF 18,008

33.0% FTF Applicants Selected

27.1% FTF Applicants Enrolled

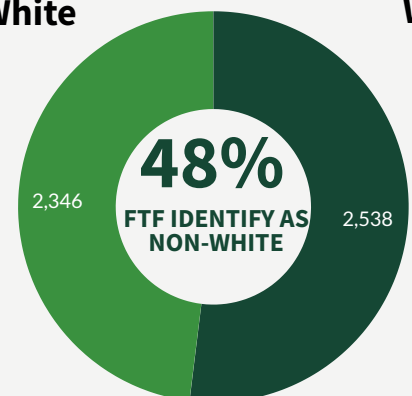
NTR 1,960

17.7% NTR Applicants Selected

43.5% NTR Applicants Enrolled

Non-White

White



Note: Ethnic origin is self-reported.

FTF= First-Time Freshmen, NTR = New Transfer



ENROLLED NEW UNDERGRADUATES BY COLLEGE

4,884

NEW FTF-HEADCOUNT ENROLLMENT

CAFES	966	38.7%
CAED	399	41.5%
CENG	1,379	27.9%
CLA	800	23.7%
OCOB	632	26.7%

(Percentages are % Enrolled - Yield)

4.01 Average High School GPA

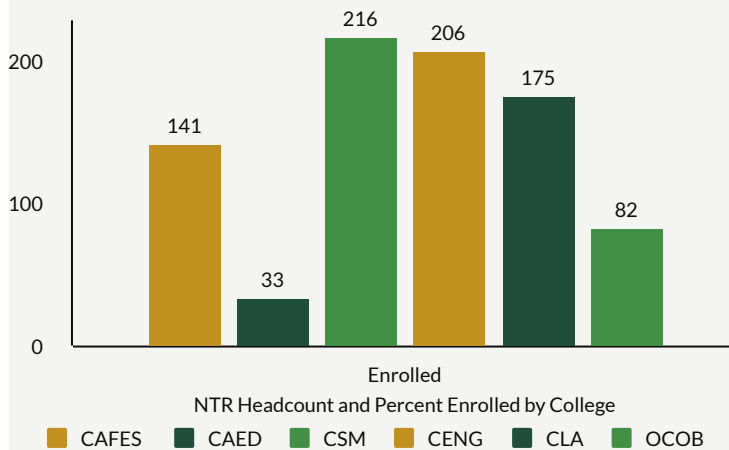
*** 853** New Transfer Enrollment

57 National Hispanic Scholars

36 National Merit Finalists

The College of Engineering enrolled the largest proportion of new transfers, while the Orfalea College of Business had the highest transfer GPA among the colleges.

NEW TRANSFER ENROLLMENT BY COLLEGE



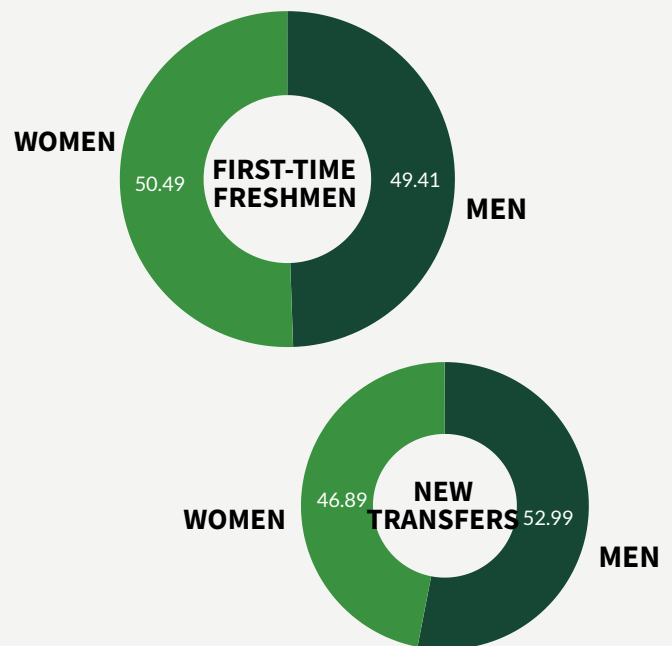
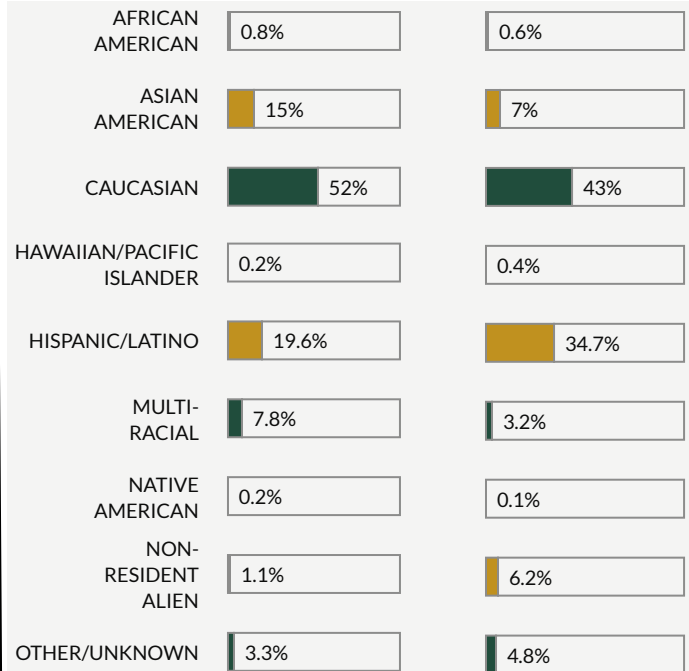
*This number does not include transitory students.



ENROLLED NEW UNDERGRADUATES BY GENDER/ETHNICITY

FIRST-TIME FRESHMEN

NEW TRANSFER



While not represented in the above chart, one student reported non-binary gender.

The Admissions Info Brief report displays final census data for the official census date of current term.