

POLY VIEW / FALL 2020

SAN LUIS OBISPO, CALIFORNIA

APPLICATIONS



64,580
TOTAL

Decrease of 3.0% from last year.

52,371

FIRST-TIME FRESHMEN

Decrease of 3.2% from last year.

10,849
NEW TRANSFER

Decrease of 2.4% from last year

1,245
NEW
GRADUATE AND
POST-BACCALAUREATE



NEW ENROLLED FIRST-TIME FRESHMEN

Average High School GPA 3.99

25th -75th Percentile

SAT MATH* 610-720

SAT READING AND WRITING* 610-690

ACT COMPOSITE 26-32

*SAT Evidence Based Reading and Writing and SAT Math Section reflect the new SAT exam scores.



ACADEMIC PERFORMANCE

Undergraduate Average Fall Term Units 14.59

Average GPA* 3.19

Post-Baccalaureate Average Fall Term Units 17.08

Average GPA* 3.87

Graduate Average Fall Term Units 11.48

Average GPA* 3.72

*Based on the student's cumulative Cal Poly GPA, which does not include fall 2020 grades.



POLY VIEW / FALL 2020

SAN LUIS OBISPO, CALIFORNIA

ENROLLMENT



Total 22,287



Total Student Average Class Load 14.5

First-Time Freshmen Increased

↑ 3.8% (175 students)

New Transfers Increased

↑ 25.2% (213 students)

Graduate Increased

↑ 25.2% (93 students)

4.9%

TOTAL INCREASE IN 2020

2019 (21,242)

2020 (22,287)



ENROLLMENT BY COLLEGE

Ag Food and Env Science

Undergraduate 4,116

PBACC/Graduate 88

Architecture and Env Design

Undergraduate 2,035

PBACC/Graduate 48

Engineering

Undergraduate 5,866

PBACC/Graduate 319

Liberal Arts

Undergraduate 3,491

PBACC/Graduate 93

Orfalea Business

Undergraduate 3,144

PBACC/Graduate 52

Science and Mathematics

Undergraduate 2,790

PBACC/Graduate 147

POLY VIEW / FALL 2020

SAN LUIS OBISPO, CALIFORNIA



INSTITUTION OF ORIGIN (NEW UNDERGRADUATES)

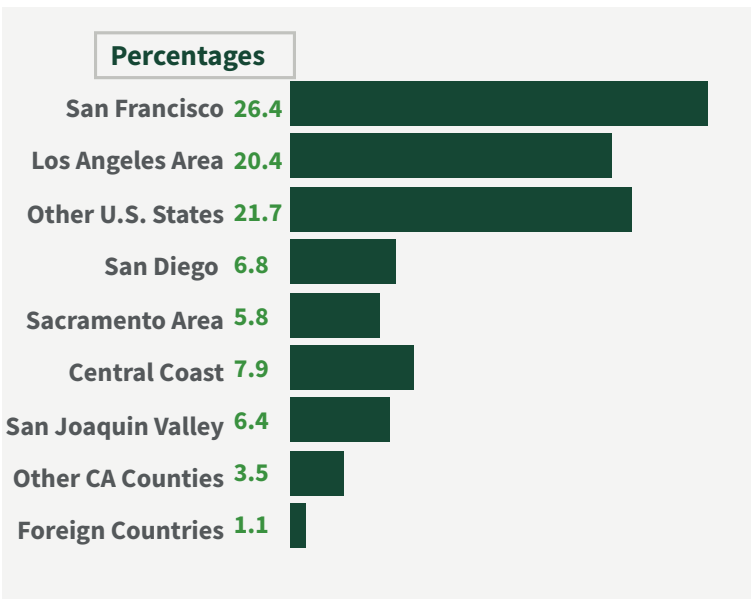
Top "Feeder" Schools for New Undergraduates

FIRST-TIME FRESHMEN / HIGH SCHOOLS

San Luis Obispo High	Canyon Crest Academy
San Ramon Valley High	Sequoia High
Arroyo Grande High	Foothill High
Bellarmino College Prep.	Monte Vista High
Archbishop Mitty High	Dana Hills High

NEW TRANSFERS / COLLEGES

Cuesta College (San Luis Obispo)	Moorpark College
Allan Hancock College (Santa Maria)	Hartnell Community College
Santa Barbara City College	Ventura College
	Diablo Valley College




GEOGRAPHIC ORIGIN OF NEW FIRST-TIME FRESHMEN

Top In-State Counties

LOS ANGELES / 505	13.7%	SAN DIEGO / 338	8.8%
SANTA CLARA / 392	10.6%	CONTRA COSTA/230	6.2%
ORANGE / 344	9.3%		

Top Out-of-State

WASHINGTON / 345	31.6%	TEXAS / 49	4.5%
COLORADO / 152	13.9%	ILLINOIS / 44	4.0%
OREGON / 101	9.2%		

*Study Abroad / Away

Affiliated Partner Abroad Prog. (1)	20
Global Programs (1)	12
CSU International Programs (1)	21
Outbound International Exchange	0
National Student Exchange	9

*International Students

Enrolled International visa students	327
Undergraduate	296
Graduate	31
Non-degree (2)	0
Countries Represented	61

(1) Includes virtual participation

(2) Due to COVID-19 precautions, there were no non-degree students.

*Top Countries International Students

India	71	South Korea	17
China	40	Canada	16
Vietnam	22	Taiwan	14

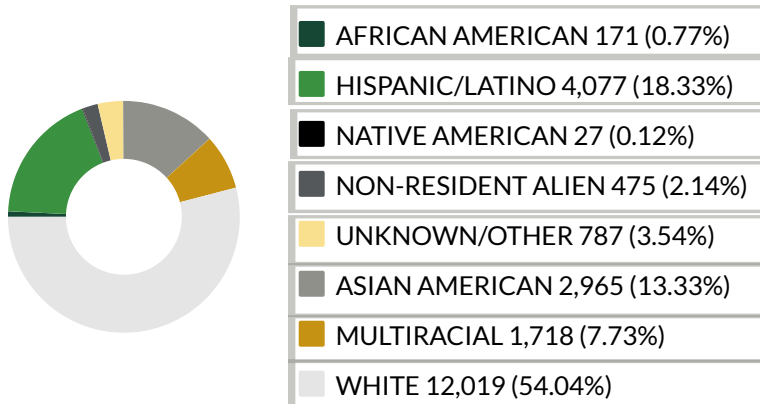
*Source Cal Poly International Center

POLY VIEW / FALL 2020

SAN LUIS OBISPO, CALIFORNIA



ETHNIC ORIGIN



Note: Ethnic origin is self-reported

Increase in Underrepresented Minorities (URM)

Increase from 2019 (21.1%) to 2020 (21.7%)

↑ 0.6%

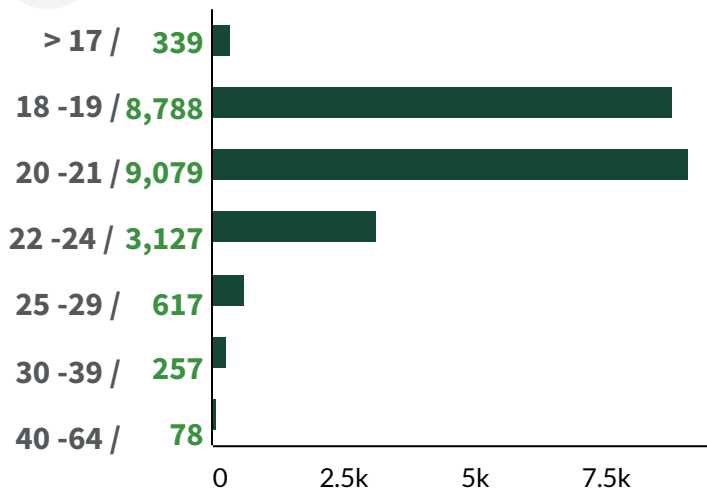
Increase from 2018 (20.5%) to 2019 (21.1%)

↑ 0.6%

Underrepresented minorities (URM) include students who self-report their race/ethnicity as Hispanic, Native American, African American, Hawaiian/Pacific Islander, or multiracial. Including at least one of those four groups.



AVERAGE AGE / 20.4




GENDER

6.4% Increase in women from last year

11,345
Men
(50.90%)

10,937
Women
(49.07%)

While not represented in the above numbers, five (5) students reported non-binary gender.



ON-CAMPUS HOUSING

62.2%
FIRST-TIME FRESHMEN

20.2%
UNDERGRADUATES

16.1%
SOPHOMORES

Note: The percentages above are lower than previous years due to COVID-19.



CAL POLY

POLY VIEW / FALL 2020

SAN LUIS OBISPO, CALIFORNIA



DEGREES AWARDED 2019-20

The College of Engineering awarded the most bachelor's degrees among the colleges in 2019-20. The College of Agriculture, Food and Environmental Sciences and the College of Liberal Arts followed with 923 (18.7%) and 918 (18.6%) respectively.

College of Engineering **1,378**

Bachelor Degrees **4,933**

Master Degrees **516**



2019-20 DEGREES AWARDED BY COLLEGE

Bachelor's Degree

CENG	27.9%
CAFES	18.7%
CLA	18.6%
OCOB	15.7%
CSM	12.2%
CAED	6.9%

THIS IS WHAT WE DO



Over \$171 M

FINANCIAL AID AWARDED 2019-20

54.1%	12.5%
FEDERAL FUNDS	STATE FUNDS

21.3%

INSTITUTIONAL FUNDS

Master's Degree

CENG	37%
CSM	18.4%
OCOB	10.7%
CAFES	11.4%
CLA	6.4%
CAED	4.3%

POST-BACC = Post-Baccalaureate, FTF= First-Time Freshmen



THIS IS WHAT WE DO

FIELDS OF STUDY

BACHELOR'S DEGREE PROGRAMS

68

The five with the highest enrollment for fall 2020 are:

- Business Administration
-
- Mechanical Engineering
-
- Architecture
-
- Computer Science
-
- Animal Science

MASTER'S DEGREE PROGRAMS

29

The five with the highest enrollment for fall 2020 are:

- Civil and Environmental Engineering
-
- Business Administration
-
- Mechanical Engineering
-
- Computer Science
-
- Biomedical Engineering



FIRST-TIME FRESHMEN RETENTION AND PERSISTENCE TO GRADUATION



The one-year retention rate for the fall 2019 cohort shows an increase of 0.2 percentage points as compared to the previous year.

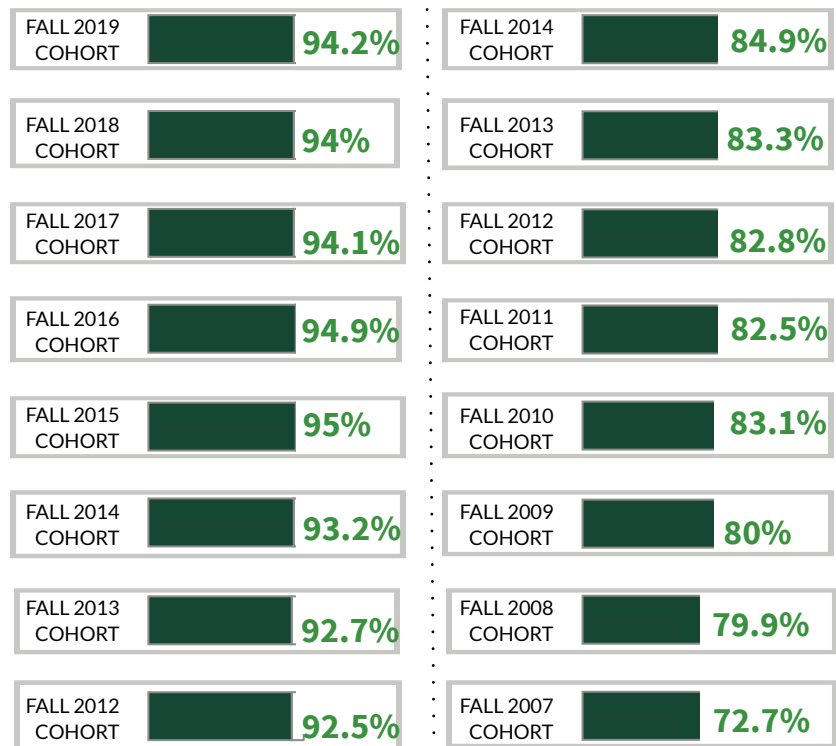


The six-year graduation rate of 84.9% for the fall 2014 cohort is an increase of 1.9 percentage points from 2013.

Historical retention and persistence to graduation data can be found on the Institutional Research website at ir.calpoly.edu under Retention & Graduation.

One-year Retention Rate

Six-year Graduation Rate



Note: Cohorts used for retention and graduation rates are based on the federal Student Right-to-Know Act methodology, which is defined as any student entering post-secondary education for the first time in fall term (or the preceding summer term) who is enrolled as full-time in the fall.