



FALL 2019 CENSUS

ENROLLMENT INFO BRIEF

SAN LUIS OBISPO, CA



UNIVERSITY HEADCOUNT ENROLLMENT

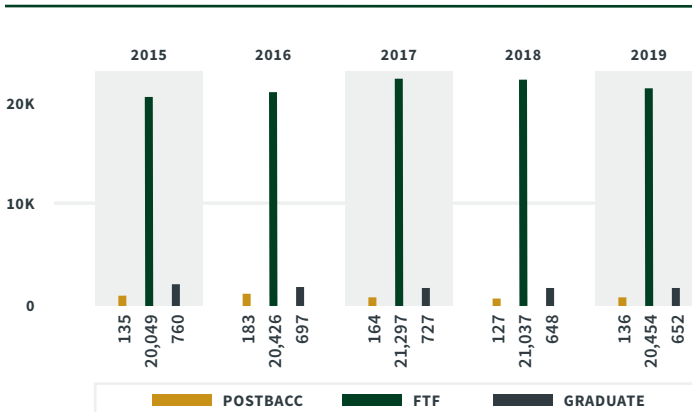
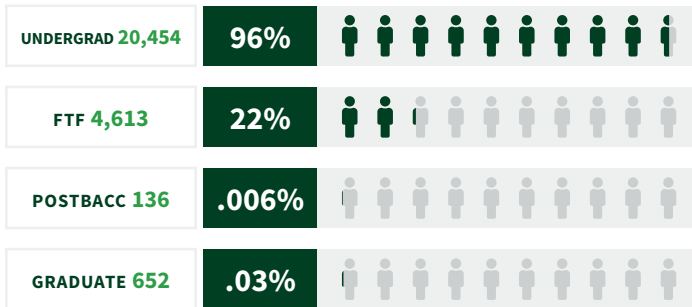
Cal Poly's total headcount enrollment decreased in fall 2019 to **21,242 students**, a 2.6% decrease from fall 2018.

Undergrad headcount enrollment decreased by 2.8% to **20,454 students**.

Post-Bacc headcount, which is comprised mostly of credential students, increased by 7.1% to **136 students**.

Graduate enrollment increased by .6% to **652 students**.

Notes: Post-Bacc category consists of credential and nondegree-seeking students. Graduate category consists of students who are pursuing master's degrees.



AVERAGE UNDERGRADUATE LOAD



14.60%

AVERAGE UNIT LOAD

2.6% Decrease from 2018

2.4%

TOTAL AVERAGE UNIT LOAD

and headcount enrollment result in FTES Decrease from 2018



ENROLLED UNDERGRADUATES BY COLLEGE

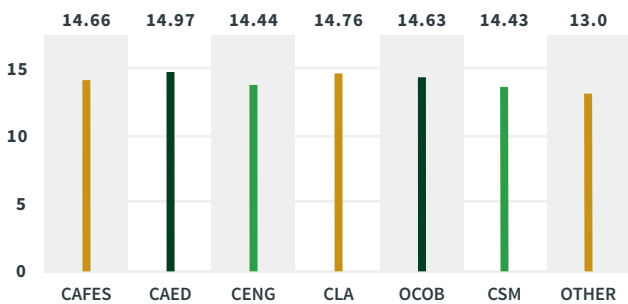
The College of Engineering continues to enroll the largest number of Cal Poly majors, with **28.7%** of all fall 2019 students.

The College of Agriculture, Food and Environmental Sciences follows, with **19.1%** of all fall 2019 students.

The College of Engineering also has the most graduate (master's) students (262).

The College of Architecture and Environmental Design has the highest average undergraduate unit load. Conversely, Science and Math has the lowest average undergraduate unit load.

AVERAGE UG UNIT LOAD



UNDERGRADUATES ENROLLED

CAFES	3,980	19.1%
CAED	1,838	8.9%
CENG	5,829	28.7%
CLA	3,230	15.6%
OCOB	2,870	13.7%
CSM	2,657	13.7%
Other	50	.3%

GRADUATES ENROLLED

CAFES	77
CAED	43
CENG	262
CLA	91
OCOB	41
CSM	138



ENROLLED BY ETHNIC ORIGIN

AFRICAN AMERICAN **178** ————— **0.8%**

ASIAN AMERICAN **2,852** ————— **13.4%**

CAUCASIAN/WHITE **11,441** ————— **53.9%**

HAWAIIAN/PACIFIC ISLANDER **46** ————— **0.2%**

HISPANIC/LATINO **3,708** ————— **17.5%**

NATIVE AMERICAN **29** ————— **0.1%**

MULTI-RACIAL **1,636** ————— **7.7%**

NON-RESIDENT ALIEN **512** ————— **2.4%**

OTHER/UNKNOWN **840** ————— **4%**

Note: As of Summer '09, Cal Poly converted to the new federal standards for collecting and reporting ethnicity. Among the changes is a new option for students to identify themselves in multiple races. Because of the new "multi-racial" category, we no longer aggregate students into a "non-white" category.



ENROLLED BY GENDER

10,958

MEN

51.6%

10,281

WOMEN

48.4%

Of the fall 2019 total student population (undergraduate, post-bacc, and graduate), 48.4% are women.