

GRAND AVENUE MUSTANG MOVE-IN MAP | SEPT. 14-15, 2021












yakʔitʔutʔu, Sierra Madre and Yosemite Halls



CAL POLY
University Housing

Use this map to navigate campus. GPS and Google Maps will not show road closures or move-in routes.

MAP LEGEND

-  Vehicle check-in for Sierra Madre and Yosemite
-  Curbside drop-off for Sierra Madre and Yosemite
-  Vehicle check-in for yakʔitʔutʔu
-  yakʔitʔutʔu drop-off
-  WOW check-in
-  Resident check-in
-  Shuttle stops
-  Barricade
-  Dining venues
-  Route to drop-off zone (Thick line)
-  Route to long-term parking (Thin line)

FOLLOW THESE STEPS TO MOVE-IN!

ENTER CAMPUS VIA GRAND AVE.

- » **From US 101 S:** Take Exit 204 - Cal Poly State University, turn RIGHT at end of off-ramp and take an immediate LEFT on Loomis St. Turn RIGHT on Grand Ave and enter campus.
- » **From US 101 N:** Take Exit 203D - Grand Ave/Cal Poly. Turn LEFT onto Grand Ave. and enter campus.

UNLOAD YOUR CAR

- » **Yosemite and Sierra Madre Residents:** Turn LEFT onto Pacheco Rd. and proceed straight to the top level of the Grand Ave. structure.
- » **Yosemite and Sierra Madre Residents:** Get in the right lane as you enter campus on Grand Ave. and proceed to the vehicle check-in/curbside drop-off area.
- » Our welcome team will be there to guide you. Do not leave your car unattended in the unloading area. You will have 15 minutes to unload.
- » If you arrive alone, we will secure your belongings in a holding area for you to pick up when you return.

CHECK-IN

- » **Resident:** Go to your community's check-in station (see the ★ on the other side of this map.) Have a picture ID ready!
- » Don't forget to return your cart when you're done, so it can be used by another resident.
- » Check-in for WOW in the UU Plaza.

PROCEED TO LONG-TERM PARKING

- » **Driver:** While your student is checking in, move your car to long-term parking in Lots H-12, H-14 and H-16 and take the shuttle back to meet at their community.
- » **Directions to long-term parking:**
 - » Follow signs to EXIT campus via Pacheco Way.
 - » Turn LEFT on Slack St. and RIGHT on Grand Ave.
 - » Get on the US-101 South ramp. Stay in the on/off ramp lane to immediately EXIT at California Blvd. Turn RIGHT onto California Blvd.
 - » Proceed straight and continue through the California Blvd. entrance to campus.
 - » Turn RIGHT onto Highland Dr. Get into the LEFT lane and go straight. Highland Dr. turns into Via Carta Rd. Park in lots H-12, H-14 or H-16.

ADDITIONAL INFO

COVID-19 SAFETY

- » Face coverings are required inside.
- » Wash and sanitize hands frequently.

PACKING TIPS

Pack light! If it's necessary to bring two cars, designate one for belongings and one for passengers. The car with belongings should go to the unloading zone. The passenger car should go directly to long-term parking in Lots H-12, H-14 or H-16.

RETURNING TO CAMPUS

Return to campus after 5 p.m. **Enter through Highland Drive** and park in Lots H-12, H-14, H-16. Shuttle service ends at 6 p.m.

PARKING INFO

- » Parking permits are not required on your move-in day.
- » **7-foot clearance for parking garages. No oversized vehicles, RVs, trailers, or moving trucks.**
- » **ADA parking is enforced.**
- » After unloading, students with residential parking permits should move their cars to Lots H-12, H-14 or H-16 until Mustang Move-in concludes on Sept. 19 at 5 p.m.
- » Do not park in red zones, state vehicle spots, staff spots or fire lanes.
- » No overnight parking on campus.

NEED HELP?

Housing: (805) 756-1226, housing.calpoly.edu
Parking: afd.calpoly.edu/parking